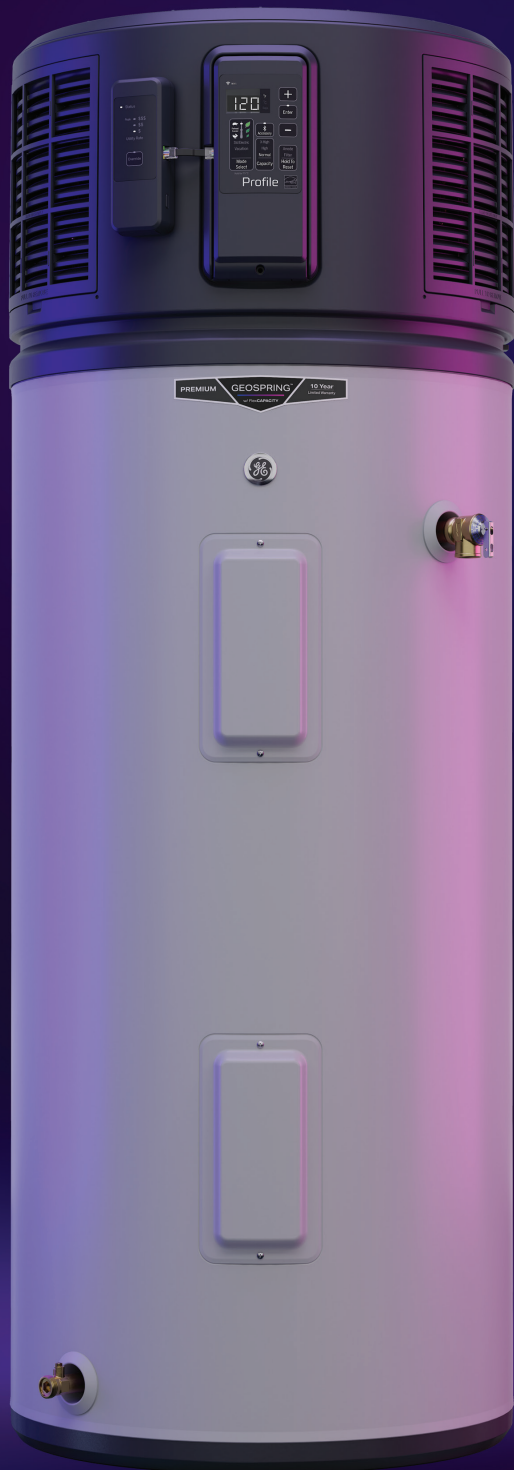




GEOSPRING™

Heat Pump Water Heater with FlexCAPACITY



Key Features

Efficient Operation

Up to 4.7X more efficient¹ thanks to heat pump technology that amplifies ambient air into water-heating power.

EcoPort certified built-in demand response capabilities allow GEOSPRING™ models to heat water when utility rates are lowest, saving homeowners money on utility bills. GEOSPRING™ units are also JA-13 Compliant for California.

Variable speed compressor adjusts speed based on environmental factors maintaining a consistent heating rate year round.

Powerful Performance

FlexCAPACITY technology uses an electronic integrated mixing valve to heat water hotter and precisely mixes it with cold water to deliver up to 60% more hot water to homeowners.² With FlexCAPACITY, an 80-gallon unit can provide up to 125 gallons of hot water.

Quiet operation at just 41 dBA.

GE-exclusive sensing anode rod notifies homeowners when it needs to be replaced, extending the water heater's life and performance.

Up to 101-gallon first-hour rating thanks to high power dual stainless steel heating elements.

Easy on the Pros

Standard 15A shared outlet with 120V models.

Simple 120 to 240V conversion lets 120V models operate with improved performance and efficiency.

Easy-install features like integrated pocket handles, pre-installed wire connectors, and optional ducting kit (SKU #PH10VK) make installation a breeze.

Ten-year warranty provides peace of mind and dependability.

Planet-Friendly Features

The greenest heat pump water heater available due to refrigerant with a low global warming potential (GWP).

ENERGY STAR® certified

Serviceability: GEOSPRING units are designed to be serviceable, reducing waste and minimizing the number of units that end up in landfills.

Homeowner Savings

Up to \$550 yearly savings on energy bills³ compared to traditional standard electric tank water heaters.

ENERGY STAR® rebates up to \$900, combined with local, state, and federal incentives, help homeowners save money.

Configurable and Controllable

SmartHQ™ Home app connectivity gives homeowners total control over water heater settings, including capacity settings, schedules, home energy use, and more. Plus, real-time alerts and notifications for added peace of mind.

Convenient software and feature updates thanks to embedded Wi-Fi connectivity.

Five operation modes include heat pump, hybrid, high-demand, electric, and vacation.

Wireless leak detection with automatic water shutoff (GE Appliances' Exclusive Feature): When water is detected, the leak sensor will trigger the water shut-off valve at the top of the unit to shut off. GEOSPRING comes equipped with one leak detection sensor with the option to add up to four more sensors for enhanced protection.



Visit
[geappliancesairandwater.com/
geospring-water-heater](https://geappliancesairandwater.com/geospring-water-heater)
to learn more.



AIR&WATER
SOLUTIONS

Brought to you by

¹ VS. standard electric. Source: AHRI directory of 10/23/24

² Vs. comparable water heaters without mixing valve at 120°F set and 58°F water temperature

³ Based on GE Standard Electric GE50S10BAM vs. GE PROFILE PH50S10BPY

Specifications | 40-, 50-, 65- and 80-Gallon Models

												Dimensions in Inches Approx.								
												A	B	C	D	E	F	G		
	Model Number	Nominal Capacity (Gallons)	Rated Storage	First Hour Rating (Gallon)	Uniform Energy Factor Min.	Element Wattage Upper 120V / 240V	Element Wattage Lower 120V / 240V	Power Supply	Breaker Size	Brass Drain Valve	Integrated Mixing Valve	Height to top of pipe nipples (in)	Height to top of tank (in)	Height to condensate drain (in)	Height to T&P valve (in)	Height to drain valve (in)	Tank Diameter (in)	Distance between inlet and outlet (in)	Product Weight (lbs) est.	Shipping Weight (lbs) est.
40 Gallon	PF40S10FPY	40	40	46	3.1	900W / 120V 3600W / 240V	900W / 120V 3600W / 240V	120V / 240V	15A Shared/ 25A Dedicated	Yes	Yes	59 1/2	57 3/4	43 1/8	34	3 1/2	24	8	155	194
	PF40S10BPY	40	40	64	4.2	5500W	3600W	240V	30A Dedicated	Yes	Yes	59 1/2	57 3/4	43 1/8	34	3 1/2	24	8	155	194
50 Gallon	PF50S10FPY	50	50	59	3.2	900W / 120V 3600W / 240V	900W / 120V 3600W / 240V	120V / 240V	15A Shared/ 25A Dedicated	Yes	Yes	68 1/4	66 1/2	51 7/8	42 3/4	3 1/2	24	8	165	195
	PH50S10BNY	50	50	75	4.5	5500W	3600W	240V	30A Dedicated	Yes	No	68 1/4	66 1/2	51 7/8	42 3/4	3 1/2	24	8	167	193
	PH50S10BPY	50	50	77	4.3	5500W	3600W	240V	30A Dedicated	Yes	Yes	68 1/4	66 1/2	51 7/8	42 3/4	3 1/2	24	8	169	195
65 Gallon	PF65S10FPY	65	65	77	3.4	900W / 120V 3600W / 240V	900W / 120V 3600W / 240V	120V / 240V	15A Shared/ 25A Dedicated	Yes	Yes	67 1/8	65 1/4	50 5/8	41 1/4	3 1/2	27	8	269	293
	PH65S10BNY	65	65	86	4.3	5500W	3600W	240V	30A Dedicated	Yes	No	67 1/8	65 1/4	50 5/8	41 1/4	3 1/2	27	8	267	291
	PH65S10BPY	65	65	87	4.3	5500W	3600W	240V	30A Dedicated	Yes	Yes	67 1/8	65 1/4	50 5/8	41 1/4	3 1/2	27	8	269	293
80 Gallon	PF80S10FPY	80	80	94	3.5	900W / 120V 3600W / 240V	900W / 120V 3600W / 240V	120V / 240V	15A Shared/ 25A Dedicated	Yes	Yes	76 3/8	75	60 3/8	51	3 1/2	27	8	331	360
	PH80S10BNY	80	80	101	4.5	5500W	3600W	240V	30A Dedicated	Yes	No	76 3/8	75	60 3/8	51	3 1/2	27	8	329	358
	PH80S10BPY	80	80	101	4.4	5500W	3600W	240V	30A Dedicated	Yes	Yes	76 3/8	75	60 3/8	51	3 1/2	27	8	331	360

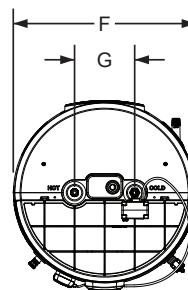
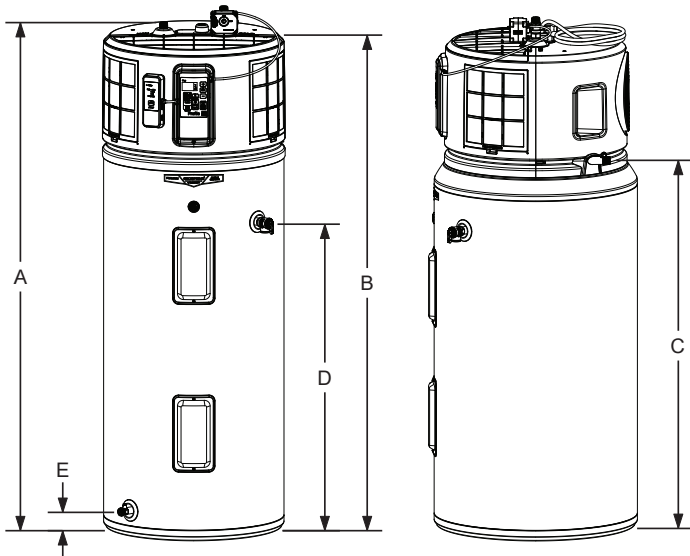
Height to top of the leak detection shut off valve is not accounted for on this table.

Water connections are 3/4".

Dimensions and specifications are subject to change without notice.

All models feature a brass drain valve.

Optional Ducting Kit available:
SKU# PH10VK



Certified to
NSF/ANSI 372

See http://info.nsf.org/Certified/Lead_Content/
for specific model listing



Listed by
Underwriters
Laboratories

Watch Video:



GE Profile GEOSPRING™
Heat Pump Water Heater -
Performance & Feature Overview